

Journal of Family Psychology

Perceived Partner Responsiveness Is Associated With Sexual Well-being in Couples With Genito-Pelvic Pain

Sophie Bergeron, Myriam Pâquet, Marc Steben, and Natalie O. Rosen

Online First Publication, March 18, 2021. <http://dx.doi.org/10.1037/fam0000829>

CITATION

Bergeron, S., Pâquet, M., Steben, M., & Rosen, N. O. (2021, March 18). Perceived Partner Responsiveness Is Associated With Sexual Well-being in Couples With Genito-Pelvic Pain. *Journal of Family Psychology*. Advance online publication. <http://dx.doi.org/10.1037/fam0000829>

Perceived Partner Responsiveness Is Associated With Sexual Well-being in Couples With Genito-Pelvic Pain

Sophie Bergeron¹, Myriam Pâquet², Marc Steben³, and Natalie O. Rosen⁴

¹ Department of Psychology, Université de Montréal

² Department of Psychology, University of British Columbia

³ Department of Social and Preventive Medicine, Université de Montréal

⁴ Departments of Psychology & Neuroscience, Obstetrics & Gynecology, Dalhousie University

Intimacy is vital to romantic relationships, yet is often thwarted by relational challenges, such as sexual difficulties. With prevalence estimates ranging from 10% to 28%, genito-pelvic pain/penetration disorder (GPPPD) is an important sexual problem resulting in negative consequences for affected women and their partners, including significant sexual dysfunction and dissatisfaction. Findings from cross-sectional studies indicate that higher levels of intimacy are associated with better sexuality outcomes in couples coping with GPPPD. However, single-occasion measurements may not capture the daily variations in intimacy that could have important implications for couples' sexual well-being. The present study focused on a key intimacy-building component—perceived partner responsiveness (PPR)—and its daily associations with women's pain and both partners' sexual function and satisfaction. Using daily diaries over an 8-week period, 160 women ($M_{\text{age}} = 26.23$, $SD = 6.26$) with GPPPD and their partners ($M_{\text{age}} = 27.73$, $SD = 7.35$) reported on PPR, sexual function and satisfaction, as well as women's pain, on days when sexual activity occurred ($M = 8.87$, $SD = 5.87$). Drawing on the Actor-Partner Interdependence Model, a multivariate multilevel modeling approach was adopted. Controlling for trait-level PPR, when women and partners reported greater PPR, women reported greater sexual function and satisfaction and partners reported greater sexual function. When partners reported greater PPR, they reported greater sexual satisfaction. No association was found between PPR and women's pain. PPR may facilitate better sexual function and satisfaction and could be an important target in sex and couple therapy for GPPPD.

Keywords: sexual function, intimacy, perceived partner responsiveness, genito-pelvic pain/penetration disorder

Intimacy is widely considered to be a core element of the quality and longevity of romantic relationships (Reis, 2017). Yet for many couples, it is thwarted by significant relational challenges, such as sexual difficulties. Genito-pelvic pain/penetration disorder (GPPPD) is a distressing women's sexual problem, with prevalence estimates ranging from 10% to 28% in general population samples (Pukall et al., 2016). GPPPD results in negative


consequences for both women and their partners, including significant sexual dysfunction and dissatisfaction, psychological distress, and impaired quality of life (Aerts et al., 2016; Arnold et al., 2006). Within a biopsychosocial framework acknowledging the interdependent contributions of medical and psychological factors, the past decade of research has underscored the important role of interpersonal processes in GPPPD and associated sexual difficulties (Rosen & Bergeron, 2019).


Repeated experiences of genito-pelvic pain can take a toll on the couples' sexuality and drive a wedge in their affectionate bond. Indeed, a recent systematic review and meta-ethnography of qualitative studies reported that affected women and partners report reduced feelings of intimacy (Shallcross et al., 2019). According to the empirically validated Interpersonal Process Model of Intimacy (IPMI; Reis & Shaver, 1988), intimacy develops through a dynamic and reciprocal process. It has two main components: disclosure that involves the verbal and non-verbal communication of personal facts, thoughts and emotions, and empathic response, or perceived partner responsiveness (PPR), defined as verbal and non-verbal responses from a partner, which is interpreted as understanding, validating, and caring. Couples with GPPPD who can maintain adequate levels of intimacy may be better able to cope with the negative consequences of the pain, such as reduced sexual function and satisfaction.

Findings from cross-sectional and observational studies (Bois et al., 2013, 2016; Rosen et al., 2016) indicate that higher levels of intimacy are associated with better sexuality outcomes in

Sophie Bergeron  <https://orcid.org/0000-0001-8601-761X>

Myriam Pâquet  <https://orcid.org/0000-0003-3287-7301>

Marc Steben  <https://orcid.org/0000-0002-1136-3208>

Natalie O. Rosen  <https://orcid.org/0000-0002-4525-0770>

This research was supported by a Canadian Institutes of Health Research grant awarded to the last author. The first author is supported by a Canada Research Chair. We thank Mylène Desrosiers and Kathy Petite for their help with data collection. The present study used data collected from a larger study; five articles were published using a smaller subset of the current sample, focusing on different variables (Glowacka et al., 2019; Muise et al., 2018; Muise et al., 2017; Pâquet et al., 2018; Rosen et al., 2018). Study measures, syntax and outputs are on OSF link: <https://osf.io/cjk4t/>

Correspondence concerning this article should be addressed to Sophie Bergeron, Department of Psychology, Université de Montréal, C.P. 6128, succursale Centre-Ville Montréal, QC H3C 3J7, Canada. Email: sophie.bergeron.2@umontreal.ca

women with GPPPD and their partners. However, single-occasion measurements may not capture the daily variations in intimacy that could have important implications for couples' sexual well-being. Given the day-to-day fluctuations in both sexual interactions and genito-pelvic pain (Rosen et al., 2014; Taylor et al., 2013), daily diary designs may be particularly relevant to examine associations between intimacy, sexuality, and pain in their naturally occurring context. The present study focused on a key intimacy-building component—PPR (Reis & Clark, 2013)—and its daily associations with women's pain and both partners' sexual function and satisfaction.

PPR, Pain, and Sexuality

PPR—feeling validated, understood and cared for by one's romantic partner—is central to creating intimacy within a couple and is viewed as an important organizational framework for understanding relationship dynamics and well-being (Reis & Gable, 2015). PPR arises from an interactive process in which each partner is understanding, validating, supportive, and sensitive to the other's goals, needs, dispositions, and values (Reis et al., 2004). When couples are faced with challenges to their relationship, PPR may promote better coping and support provision by facilitating experiences of closeness and open communication (Manne et al., 2018). PPR may further contribute to maintaining sexual function and satisfaction in couples coping with GPPPD by allowing both partners to share their fears, values, and needs around this area of romantic relationships fraught with vulnerability—and to co-regulate cognitive-affective processes more adaptively (Rosen & Bergeron, 2019).

Feeling valued by one's partner may also fuel feelings of sexual desire, one of the core aspects of overall sexual function (Birnbau et al., 2016). Higher levels of PPR were shown to be associated with greater sexual desire and a higher probability of engaging in sexual activity in cross-sectional, observational, and daily diary studies among community samples (Birnbau et al., 2016; Rubin & Campbell, 2012; Stulhofer et al., 2014). In a daily diary study of newlywed couples, greater PPR was associated with better sexual satisfaction (Gadassi et al., 2016). Feelings of validation have also been associated with greater sexual satisfaction in elderly individuals in qualitative studies (Kleinplatz et al., 2013). However, very few studies have examined the associations between PPR and sexuality in clinically distressed populations, and even fewer using a dyadic approach (Manne et al., 2018). In fact, the role of PPR in sexual difficulties has received only scarce empirical attention, despite its potential as a clinical target.

Intimacy is also associated with couples' better adaptation to chronic pain and illness (Cano & Williams, 2010; Manne & Badr, 2010). Expressions of pain-related distress may be conceptualized as emotional disclosure, which the partner may validate or invalidate. It is thought that validation—a form of partner responsiveness—could reduce the threat value of pain (Edmond & Keefe, 2015), and facilitate chronic pain couples' processing of aversive pain stimuli (Leong et al., 2011). Leong et al. (2015) examined the role of validation in experimentally induced pain in 126 student couples. When partners engaged in greater perspective taking, this was associated with perceptions of higher validation in experimental participants relative to controls, and their reports of lower pain intensity. However, the majority of studies in this area did neither measure participants' perception of validation, or PPR, nor did they

involve the patient's partner or use a dyadic design, hence being limited in terms of their ecological validity (Linton et al., 2012).

PPR and GPPPD

In the context of GPPPD, couples who want to maintain an active and mutually satisfying sex life are challenged to develop a more varied and flexible repertoire of sexual activity to accommodate the pain. According to the Interpersonal Emotion Regulation Model of women's sexual dysfunction (Rosen & Bergeron, 2019), both distal and proximal interpersonal processes could act interdependently to determine couples' adjustment to GPPPD. Given the high negative affect (e.g., shame, guilt, anxiety) and threat value of the pain experienced by both partners in relation to GPPPD (Sadownik et al., 2017), PPR may facilitate adjustment by providing a secure context within which to share more openly about their sexuality and downregulate the pain-related negative emotions, resulting in greater sexual function and satisfaction for both partners and less pain for the woman.

Gordon et al. (2003) showed that, among a sample of 428 women with GPPPD, 65% reported that having an understanding partner was the most helpful factor in coping with their pain. In a cross-sectional study conducted among 90 couples coping with GPPPD, women's greater self-reported relationship intimacy, including PPR, was associated with their greater sexual function (Bois et al., 2013). In an observational study involving 50 women with GPPPD and their partners, observed and reported partner responsiveness were associated with better sexual satisfaction and lower sexual distress for each member of the couple (Bois et al., 2016). In another study with the same sample, greater observed partner responsiveness in women was associated with their higher quality of life, whereas women and spouses' greater self-reported PPR were associated with both partners' higher relationship satisfaction (Rosen et al., 2016). These studies highlight that for both members of the couple, feeling understood, accepted, and cared for by a partner may promote better overall sexual function and satisfaction (Bois et al., 2016; Rosen et al., 2016). However, their designs did not capture the complexity of the sexual experiences that occur between two individuals as they unfold at an event level in their natural environment. Dyadic daily diary methods could shed light on short-term associations between PPR and women's pain as well as both partners' sexual function and satisfaction in couples' everyday life, minimizing bias inherent to retrospective reports and providing higher ecological validity than laboratory studies.

The Current Study

The current study extends prior research in several ways. First, we examined PPR in a clinically distressed population, whereas past research has focused mostly on community samples (Reis, 2012), apart from one notable cross-sectional study (Manne et al., 2018). Studying PPR in distressed couples may inform intervention development. Second, we focused on a context where responsiveness is particularly salient and significantly challenged—GPPPD, given that sexuality is a key way in which couples build and nurture intimacy, on the one hand (Birnbau & Reis, 2019), and that pain during sexual activity can make both partners feel rejected and inadequate, on the other hand (Sadownik et al., 2017). Specifically, we examined PPR on days when couples experienced a barrier to

their intimacy (i.e., pain/sex days), whereas previous work has linked daily PPR to broader daily outcomes (e.g., relationship satisfaction) (Gadassi et al., 2016). Third, we adopted a dyadic design and corresponding data analytic strategy, involving both members of the couple and examining actor and partner effects. Lastly, we used a daily diary approach over a period of 2 months, which allowed us to study PPR in the natural context in which it unfolds.

Using an 8-week dyadic daily experience methodology in a sample of women diagnosed with provoked vestibulodynia (PVD), the most common type of GPPPD, and their partners, the present study aimed to investigate the within-person associations between PPR, women's pain, and both partners' sexual function and sexual satisfaction. The Actor-Partner Interdependence Model [APIM; (Kenny et al., 2006)] was used to control for the non-independence of the dyadic data and to assess the associations between women with GPPPD's PPR and their own pain, sexual function, and satisfaction (i.e., actor effects), and between these women's PPR and their partner's sexual function and satisfaction (i.e., partner effects), in addition to corresponding effects for partners of women with GPPPD. We hypothesized that on days when women with GPPPD reported greater PPR, they would report lower pain during intercourse, and they and their partners would report greater sexual function and satisfaction. The corresponding associations for partners' PPR with women's pain and both partners' sexual function and satisfaction were also expected.

Method

Participants

Women with PVD and their partners were recruited at two North American research sites from February 2014 to April 2017, through print and online advertisements (75.0%), participation in previous studies conducted by the authors (12.5%), referrals from physicians (7.5%), and by a friend or unknown source (5.0%). Site one recruited 114 couples and site two recruited 46 couples. A flow chart of participants' recruitment is shown in Figure 1. The inclusion criteria for women with PVD were the following: (a) pain during vaginal intercourse which is subjectively distressing and occurs on 80% of intercourse attempts in the past 6 months, (b) pain located in the vulvo-vaginal area (i.e., at the entrance of the vagina); (c) pain limited to activities involving pressure to the vestibule (e.g., vaginal intercourse); (d) being involved in a romantic relationship for at least 6 months; and (e) in-person contact a minimum of four times per week with their romantic partner for at least 3 months, with at least one sexual activity (including intercourse, manual, or oral stimulation) per month in the previous 3 months. Exclusion criteria were: (a) unprovoked vulvar pain; (b) presence of one of the following: Active infection previously diagnosed by a physician or self-reported infection, pregnancy, menopausal or post-menopausal status, and age less than 18 or greater than 45 years; and (c) currently receiving treatment for GPPPD. Women with GPPPD were examined and diagnosed with PVD by a physician. The gynecological examination included a standardized and validated protocol using a dry cotton swab to palpate three locations of the vestibule (i.e., 3–6 o'clock) and women rated their pain intensity for each location on a scale of 0 (*no pain*) to 10 (*worst pain ever*) and

had to provide an average rating of 4 or higher (Bergeron et al., 2001).

Procedure

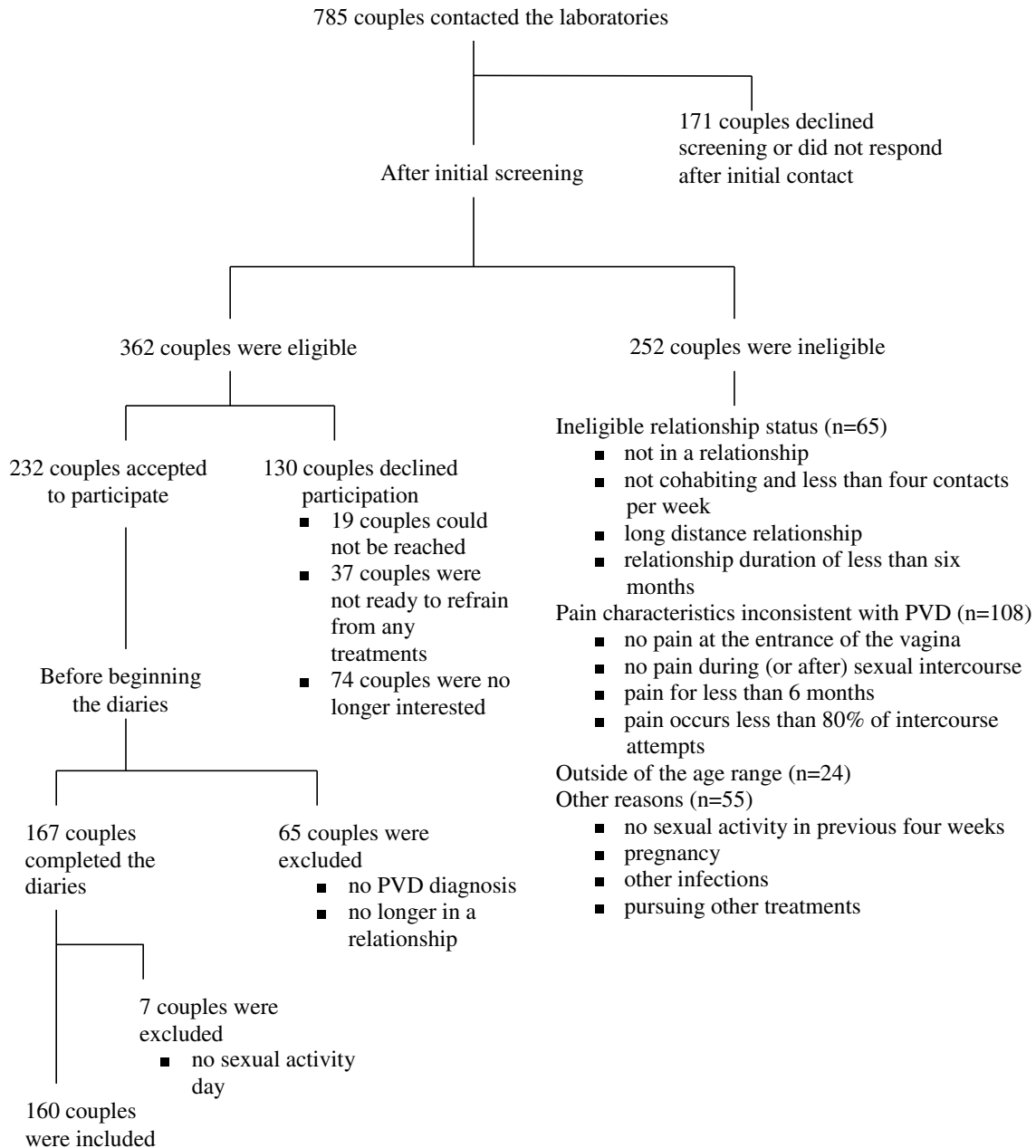
The current study used data collected from a larger study; five articles have been published using a smaller subset of the current sample, the first three focusing on couples' interpersonal sexual motivations (Muise et al., 2017, 2018; Rosen et al., 2018), another on contingent self-worth (Glowacka et al., 2019), and a last one on daily anxiety and depressive symptoms (Pâquet et al., 2018). A brief telephone structured interview was conducted with women reporting complaints of pain to assess eligibility and to confirm whether their partners were willing to participate. Women meeting the initial selection criteria were scheduled for a standardized gynecological examination to confirm PVD diagnosis. Eligible couples were asked to attend an orientation session with a trained graduate-level research assistant where they each provided informed consent and underwent a structured interview to assess demographics information and other self-report measures unrelated to the present study. Couples received instructions to complete online daily diaries for eight consecutive weeks through links to a secure survey server site that were emailed to them individually each day at 5 p.m. and expired at 2 a.m. to prevent multiple responses on the same day. They were informed to complete diaries at the same time each evening (based on the previous 24 hr) and not to share their responses with their partners. Several methods were implemented to promote diary completion. First, a research assistant called participants twice a week as a reminder to complete their dairies. Second, an automated reminder email was sent if they did not complete that day's diary by 9 p.m. Third, participants received a flyer to post in their home as a reminder. Daily diary measures included variables not relevant for this study and a question about whether or not the participant had engaged in sexual activity, including vaginal intercourse, in the last 24 hr. On days when participants reported sexual activity, they completed measures of PPR, sexual function, and sexual satisfaction and, on days when participants reported sexual intercourse, women completed measures of pain intensity during intercourse. Women with GPPPD received \$20 for the gynecological examination, both partners received \$10 each for attending the orientation session and up to \$116 each for completing the daily diary study (pro-rated based on diary completion). Upon study completion, references to local health-care professionals were provided to the couples. This study was approved by the research ethic boards of the University of Montreal, the University of Montreal Hospital, and the IWK Health Centre.

Measures

PPR

Both partners completed a four-item questionnaire based on the PPR model (Reis et al., 2004) assessing how much they felt understood (How much did you feel your partner understood you?), accepted (How much did you feel your partner accepted you as you are?), cared for (How much did you feel cared for by your partner?), and validated (How validated did you feel by your partner?) each day (women $\alpha = .93$, Reliability of change [R_c] = .90; partners

Figure 1
Flow Chart of Participants' Recruitment Process



$\alpha = .94$, $R_c = .89$). Participants were asked to rate each item on a scale ranging from 1 (*not at all*) to 7 (*a lot*). Possible total scores for both partners ranged between 4 and 28, with higher scores suggesting greater PPR. This measure was widely used in other daily diaries studies (Laurenceau et al., 2005) and is well validated for protocols that require brevity (Gable et al., 2012).

Pain

Women with GPPPD's pain were assessed using a Numerical Rating Scale (NRS) that consists of a single item. They were

instructed to estimate the average intensity of pain experienced during intercourse since last completing a diary using a scale of 0 (*no pain*) to 10 (*worst pain ever*). This scale correlates significantly with other pain measures (Desrochers et al., 2009) and has been used in other daily diary studies with PVD (Pâquet et al., 2018).

Sexual Function

Women's daily sexual function was assessed using the Monash Women's Health Program Female Sexual Satisfaction Questionnaire (MFSSQ; Davison et al., 2008). Male partners' daily sexual

function was assessed using an adapted version of this scale (Rosen et al., 2014). The MFSSQ is an 11-item measure specifically designed to assess the nature and quality of a sexual experience that occurred in the prior 24 hr. The measure included items assessing sexual interest and receptivity, ease of arousal, vaginal lubrication (or erectile function), orgasm, degree of pleasure and satisfaction [women $\alpha = .80$, $R_c = .74$; partners $\alpha = .80$, $R_c = .51$]. Possible total scores for both partners ranged between 5 and 54, with higher scores indicating better sexual function. The MFSSQ has demonstrated strong psychometric properties in past research (Davison et al., 2008).

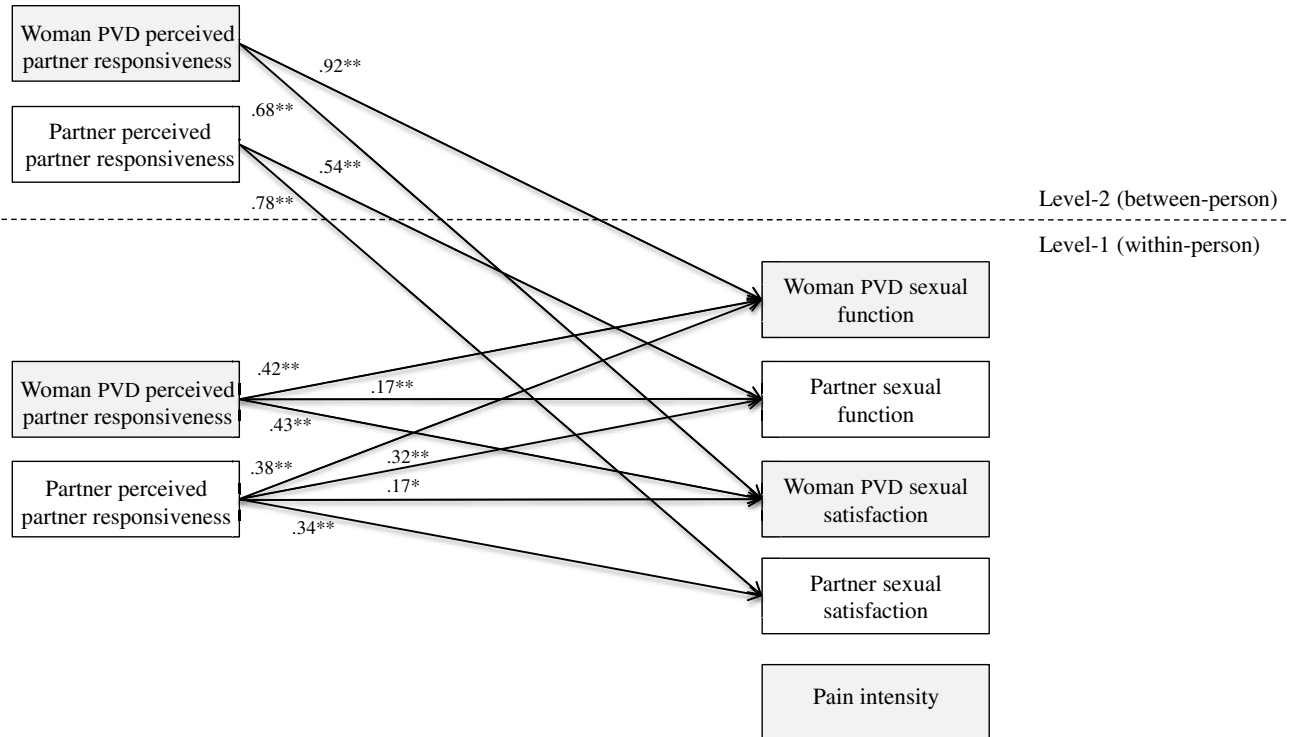
Sexual Satisfaction

Both partners' daily sexual satisfaction was measured using the Global Measure of Sexual Satisfaction Scale (GMSEX). The GMSEX consists of five bipolar items (i.e., good vs. bad, pleasant vs. unpleasant, positive vs. negative, satisfying vs. unsatisfying, and valuable vs. worthless) to which participants rate each item using a 7-point scale (women $\alpha = .94$, $R_c = .93$; partners $\alpha = .95$, $R_c = .93$). Possible total scores for both partners ranged between 5 and 35, with higher scores indicating greater sexual satisfaction. This measure has shown good psychometric proprieties in previous research (Lawrance & Byers, 1995).

Data Analyses

As the data used in this study have a hierarchical nested structure (i.e., daily diaries nested within partners and partners nested within couples), the data were analyzed in Mplus 7 (Muthén & Muthén 1998–2012) using two-level (participant, day) multilevel path analysis with random intercepts. The model was based on the APIM to account for the possible interdependence between the partners' responses (Kenny et al., 2006). In APIM, data from both partners are modeled concurrently, allowing each partner's independent variable to be associated with their own outcomes (i.e., actor effect) as well as with the outcomes of the other member of the couple (i.e., partner effect). We tested the associations between both women with GPPPD's and partners' daily PPR (independent variables), women's pain during intercourse, and both partners' sexual function and sexual satisfaction (dependent variables). All independent and dependent variables from both partners were included in the same model to account for associations between pain and sexuality outcomes (Kenny et al., 2006). To test for within-person associations (Level-1), we group-mean centered our predictors (i.e., women's and partners' PPR), which removed all between-person variances. The predictors were also included at Level-2 as grand-mean centered variables to account for the relative degree to which trait level between-person variance predicts daily levels of the outcomes. The model was fully saturated. Figure 2 presents a visual

Figure 2
Visual Depiction of Multilevel Model That was Estimated With Random Intercept



Note. The Dotted Line Separates Variables That are at The Between Versus Within Levels of Analysis. Only Significant Paths are Shown and Represent the Fixed Effects. Not Represented for Clarity: Covariance Relations Between Independent Variables, and Between Dependent Variables. Unstandardized Coefficients (b) Shown.
* $p < .05$. ** $p < .01$.

depiction of the multilevel model. The coefficients reported are unstandardized betas (b) and are interpreted as an indication of the effect size. As outcomes were only assessed on days when couples reported sexual activity, the analyses only included sexual activity days, except the analyses with women's pain, which only included vaginal intercourse days. Maximum likelihood estimation with robust standard errors (MLR) was used in model and parameter estimation to account for the non-normality of the independent variables (Kline, 2012; Muthén & Muthén 1998–2012). Study measures, syntax, and outputs are on Open Science Framework (OSF) link: <https://osf.io/cjk4t/>.

Results

Descriptive Statistics and Preliminary Analyses

Participants were 160 women with PVD and their partners ($n = 158$ men; 2 women). Sociodemographic characteristics of

Table 1

Sample Characteristics (N = 160 Couples)

Variables	Partners	
	Women with PVD	($n = 158$ men; 2 women)
Age (years)	26.23 (6.26)	27.73 (7.35)
Pain duration (years)	5.58 (5.16)	—
Education level (years)	16.36 (2.51)	15.73 (2.87)
Cultural background (%)		
French Canadian	56.25	48.13
English Canadian	26.25	29.37
American	0.63	1.25
European	7.5	11.25
Others	9.37	10
Marital status (%)		
Married	16.25	—
Cohabiting, but not married	55.62	—
Not living together, but see each other >4 times/week	28.13	—
Relationship length (years)	4.40 (3.66)	—
Couple's annual income (%)		
\$0–19,999	26.88	—
\$20,000–39,000	16.87	—
\$40,000–59,000	16.87	—
>\$60,000	39.38	—

Note. Percentage values are % of total sample; other values are mean (SD). PVD = provoked vestibulodynia.

Table 2

Descriptive Statistics and Within-Person Correlations Among Key Study Variables

	M	SD	ICC	1	2	3	4	5	6	7
1. PPR (W)	22.18	4.79	.55	—	.34**	-.03	.19**	.13**	.29**	.09*
2. PPR (P)	22.1	4.75	.6		—	-.03	.17**	.17**	.17**	.22**
3. Pain (W)	3.8	2.5	.4			—	-.28**	-.10**	-.27**	-.14**
4. Sexual function (W)	32.77	11.99	.43				—	.25**	.63**	.31**
5. Sexual function (P)	44.7	8.38	.56					—	.29**	.49**
6. Sexual satisfaction (W)	26.62	6.93	.36						—	.31**
7. Sexual satisfaction (P)	28.98	6.21	.4							—

M = mean; SD = standard error; ICC = intraclass correlation; PPR = Perceived Partner Responsiveness; W = Women with PVD's reports; P = Partners' reports.

* $p < .05$. ** $p < .01$.

the sample are presented in Table 1, and the mean (M), standard deviation (SD), and correlations among daily measures (aggregated within-person across all diaries) are presented in Table 2. Correlations between participants' age, relationship length, household income, and women's pain duration and outcome variables were less than .30 and thus, were not included as covariates (Hinkle et al., 2003). Given that we recruited couples from two sites, we also tested for site differences on our study variables. We conducted independent t -tests comparing couples recruited from each city on our study variables and sociodemographic characteristics. No significant difference was found between recruitment site and sociodemographic characteristics. Results showed that women with PVD recruited in city one ($M = 3.94$, $SD = 2.50$) reported higher pain intensity compared to those from city two ($M = 3.51$, $SD = 2.48$); $t(614.30) = 2.48$, $p < 0.05$. Partners recruited in city two ($M = 23.52$, $SD = 3.80$) reported greater empathic responses compared to partners from city one ($M = 22.81$, $SD = 4.19$); $t(912) = 2.21$, $p < .05$. We conducted another set of analyses with recruitment site as a covariate, and pattern and significance of the results remained the same. The most parsimonious models are presented. Intraclass correlation coefficients (ICCs) for the dependent and independent variables ranged between 0.36 and 0.60 (see Table 2), indicating that significant proportions of variance in daily scores were accounted for by within-person differences. Women with PVD completed on average 47 diaries out of a possible 56 for a completion rate of 83.41% and, partners completed on average 45 diaries out of a possible 56 for a completion rate of 80.30%. Couples reported means of 8.87 ($SD = 5.87$; range = 1–32) sexual activity days (e.g., caressing, foreplay, masturbation, and/or vaginal intercourse) and among those days, 6.03 ($SD = 4.85$; range = 1–23) sexual intercourse days over the course of the study.

Pain

No associations were found between women with PVD's PPR ($b = .04$, $SE = .06$, $p = .56$) or partners' PPR ($b = -.03$, $SE = .05$, $p = .63$) as a trait (between-person) predicting women's daily pain intensity. No significant associations were found between women's PPR and their own lower pain intensity. Partner effects were not significant, indicating that partners' PPR was also not associated with women's pain (see Table 3 and Figure 2). We also tested the association between women's pain during sexual intercourse and next day's PPR while controlling for PPR on the day of sexual activity. No significant associations were found, indicating that

Table 3

Within-Person Effects of Day-to-Day Variations in PPR From a Participant's Own Mean on Pain Intensity, Sexual Function, and Sexual Satisfaction

Outcomes	Women with PVD's PPR			Partners' PPR		
	<i>b</i> (<i>SE</i>)	95% CI	<i>p</i>	<i>b</i> (<i>SE</i>)	95% CI	<i>p</i>
Women's pain intensity	-.02 (.03)	-.08, .04	.47	-.004 (.03)	-.06, .05	.91
Women's sexual function	.42 (.09)	.23, .61	<.001	.38 (.11)	.16, .60	.001
Partners' sexual function	.17 (.05)	.07, .28	.002	.32 (.09)	.13, .50	.001
Women's sexual satisfaction	.43 (.06)	.31, .56	<.001	.17 (.07)	.04, .30	.009
Partners' sexual satisfaction	.07 (.06)	-.05, .17	.29	.34 (.07)	.21, .48	<.001

Note. Results presented here controlled for PPR as a trait (between-person). *b* values are unstandardized coefficients; *SE* = standard error; *CI* = confidence interval (lower, upper level); *p* = two-tailed *p* value; PPR = perceived partner responsiveness. Significant associations are in bold.

women's pain on 1 day was also not associated with women and partners' PPR on the next day.

Sexual Function

Women with PVD's PPR as a trait (between-level) were associated with their own higher daily sexual function ($b = .92, SE = .21, p < .001$) and partners' PPR as a trait was also associated with their own higher daily sexual function ($b = .54, SE = .20, p < .01$), indicating that women and partners who reported greater PPR in general tended to report higher daily sexual function. Controlling for trait-levels PPR (between-level), on days when women with PVD reported greater PPR, relative to their average level across all days, both women and partners experienced better sexual function. Thus, results indicate that on days when a woman with PVD reported a one-unit increase above her own average PPR, she would be predicted to report .42 points higher than her own average on sexual function, and the partner would also be predicted to report .17 points higher than their own average on sexual function. On days when partners reported greater PPR, both affected women and partners experienced better sexual function. Thus, results indicate that on days when a partner reported a one-unit increase above his/her own average PPR, they would be predicted to report .32 points higher than their own average on sexual function, and the woman with pain would also be predicted to report .38 points higher than her own average on sexual function. Partner effects were significant, indicating that both women with PVD and partners' PPR were associated with the sexual function of the other partner (see Table 3 and Figure 2). We also tested the associations between both partners' sexual function and the next day's PPR while controlling for PPR on the day of sexual activity. No significant associations were found, indicating that both partners' sexual function on one day was not associated with women with PVD and partners' PPR on the next day.

Sexual Satisfaction

Women with PVD's PPR as a trait (between-level) was associated with their own higher daily sexual satisfaction ($b = .68, SE = .10, p < .001$) and partners' PPR as a trait was also associated with their own higher daily sexual satisfaction ($b = .78, SE = .12, p < .001$), indicating that women and partners who reported greater PPR in general tended to report higher daily sexual satisfaction. Controlling for trait-levels PPR (between-level), on days when women with pain

reported greater PPR, relative to their average level across all days, they experienced higher sexual satisfaction. Thus, results indicate that on days a woman with PVD reported one-unit increase than her own average PPR, she would be predicted to report .43 points higher than her own average on sexual satisfaction. Partner effects for women were not significant, indicating that women with PVD's PPR were not associated with their partners' sexual satisfaction. On days when partners reported greater PPR, both women with PVD and partners experienced higher sexual satisfaction. Thus, results indicate that on days when a partner reported a one-unit increase above their own average PPR, they would be predicted to report .34 points higher than their own average on sexual satisfaction and the woman with pain would also be predicted to report .17 points higher than her own average on sexual satisfaction (see Table 3 and Figure 2). We also tested the associations between both partners' sexual satisfaction and the next day's PPR, while controlling for PPR on the day of sexual activity. No significant associations were found, indicating that both partners' sexual satisfaction on one day was not associated with women with PVD and partners' PPR on the next day.

Discussion

Using a 2-month dyadic diary design, the present study examined whether PPR was associated with women's pain and both partners' sexual function and satisfaction among a sample of women with GPPPD and their partners. Controlling for between-person differences, findings indicated that on days of sexual activity when women with GPPPD reported greater PPR relative to their own average across all sexual activity days, both members of the couple experienced better sexual function, and the same was true when partners reported greater PPR. On days when women with GPPPD reported greater PPR, they experienced higher sexual satisfaction, whereas on days when partners reported greater PPR, both women and partners experienced higher sexual satisfaction. No significant associations were found between PPR and women's pain intensity. Taken together, findings suggest that feeling understood, cared for, and validated by one's partner may mitigate the negative sexual consequences of relationship challenges such as GPPPD for both afflicted and non-afflicted partners.

PPR Is Associated With Greater Sexual Function

On days of sexual activity, women with GPPPD's PPR were associated with their own, but also their partner's, greater sexual

function, that is, perceiving greater responsiveness in their partner contributed to these women's greater sexual desire, arousal, and orgasm, but also to their partners' greater experience of desire, arousal, and orgasm. This result is consistent with, and extends findings from a prior cross-sectional study conducted among couples coping with GPPPD and based on the IPMI (Reis & Shaver, 1988), whereby women's self-reported intimacy was associated with their greater sexual function, beyond the effects of partners' self-reported intimacy (Bois et al., 2013, 2016; Rosen et al., 2016). This prior study, however, did not examine partners' sexual function. In addition, the current result is in line with those of a large-scale study conducted among women with GPPPD, indicating that 65% reported that having an understanding partner was the most helpful factor in coping with their condition (Gordon et al., 2003). Among community samples, higher levels of PPR were also shown to be associated with greater sexual desire and a higher probability of engaging in sexual activity in cross-sectional, observational, and daily diary studies (Birnbaum et al., 2016; Rubin & Campbell, 2012; Štulhofer et al., 2014). The finding that women with pain's PPR was associated with both partners' sexual function lends support to theoretical models of women's sexuality suggesting that responsiveness is central to their sexual desire (Basson, 2000). Specifically, Basson's model proposes that for women in committed relationships, emotional closeness and the well-being of the partner during sexual activity both facilitate women's sexual function. The present study provides novel empirical evidence based on a clinical sample reporting on their sexual activity in its natural context, and extends the model by indicating that when women perceive their partner to be responsive, the partner's sexual function benefits as well.

Partners' PPR was associated with their own, but also women with GPPPD's, greater sexual function that is, perceiving greater responsiveness contributed to partners' greater sexual desire, arousal, and orgasm, but also to the women's. Although they typically do not suffer from clinical levels of sexual dysfunction, partners of women with GPPPD nevertheless report some level of sexual impairment. Controlled studies indicate that male partners of affected women report lower sexual satisfaction and greater erectile difficulties relative to partners of women without GPPPD (Pazmany et al., 2014). No studies to date have focused on female partners. This result corroborates those of other studies examining the role of the partner in GPPPD and indicating that how partners respond to women's pain impacts both members of the couple's sexual function (Rosen & Bergeron, 2019). In the context of GPPPD, it may be more difficult for women to be understanding and validating of the partners' needs on days when they themselves experience pain, but the present finding suggests that when partners do feel understood and cared for, both women with GPPPD and partners may benefit in their overall sexual function.

PPR Is Associated With Greater Sexual Satisfaction

On days of sexual activity, women with GPPPD's greater PPR was associated with their higher sexual satisfaction—but not with partners' sexual satisfaction, and partners' greater PPR was associated with both their own and women with GPPPD's higher sexual satisfaction. These findings are in line with those of an observational study conducted among 50 couples coping with GPPPD and based on the IPMI (Reis & Shaver, 1988), which showed that both partners' observed and PPR during a laboratory-based discussion

about GPPPD were associated with their better sexual satisfaction (Bois et al., 2016). When negotiating their sexuality in the face of a chronic condition as distressing as GPPPD, couples need to develop a varied and flexible repertoire of sexual activity that will satisfy both individuals and that is less focused on vaginal penetration. This process may be facilitated by couples' higher levels of PPR, which could create an environment conducive to sharing more private aspects of their sexual selves and experiencing more positive feelings during sexual interactions, leading to higher sexual satisfaction. That women with GPPPD's greater PPR were not associated with partners' sexual satisfaction suggests that other factors, possibly non-relational ones, play a role in partners' sexual satisfaction.

Today's Sexual Function and Satisfaction Are Not Associated With Tomorrow's PPR

Controlling for PPR on the day of sexual activity, we did not find any significant associations between both partners' sexual function and satisfaction on that day and the next day's PPR. The fact that all significant associations were found within the same day suggests that extremely proximal processes are at play. Thus, future studies might need to turn to Ecological Momentary Assessment (EMA) designs with multiple assessments per day to clarify the possible directions of causality and examine microprocesses underlying associations between PPR and sexuality outcomes. Although we could not test for next day associations between today's PPR and tomorrow's sexual function and satisfaction given the latter were only measured on days of sexual activity, findings nevertheless indicate that, consistent with theory, these sexuality variables were not driving next day's PPR.

PPR Is Not Associated With the Experience of Pain

Neither partners' PPR was associated with women's pain during sexual activity, contrary to our hypothesis, which was rooted in interpersonal models of chronic pain (Cano & Williams, 2010). Nevertheless, this is consistent with findings from the only other study that examined associations between intimacy and pain in couples coping with GPPPD, using a cross-sectional design, where neither partners' self-reported intimacy (PPR and disclosure) was associated with women's pain during intercourse (Bois et al., 2013). Although a growing body of literature shows that relationship factors, such as partner responses to pain and sexual goals, do play a role in the experience of pain (Rosen et al., 2018), other factors such as ambivalence over emotional expression (Awada et al., 2014) have only been associated with sexuality outcomes. This could be explained by the fact that factors associated with pain tend to be proximal, occurring during sexual activity, where the partner is a direct witness of the woman's pain experience, and those not associated are distal that is, refer to relational experiences, contexts, or styles that predate GPPPD or occur outside of the painful sexual interaction. Indeed, pain and sexuality outcomes in GPPPD are only modestly correlated and reflect distinct phenomena (Aerts et al., 2016).

Strengths and Limitations

This study presents some limitations. First, the correlational design precludes drawing causal inferences. Because of the study's

event-level method focusing on sexual activity days, it was not possible to examine associations between previous day responsiveness and next day sexual function and satisfaction. It is possible that the associations between PPR and sexuality outcomes are bidirectional, such that greater sexual function and satisfaction could lead to greater partner responsiveness. This question should be examined using longitudinal designs, where directionality can be established (see for an exception; Vaillancourt-Morel et al., 2019). Second, couples were instructed not to engage in any treatment for PVD during their participation in the study. Although this directive was important to ensure internal validity, it may have biased the sample toward lower levels of sexual impairment given they were able to refrain from treatment for 2 months. Lastly, the sample consisted mainly of mixed-sex couples. Future research should include a greater proportion of sexual and gender minority couples.

Nevertheless, this study adds to the growing body of research showing day-to-day associations between PPR and positive relationship and sexuality outcomes (Birbaum et al., 2016). Among its strengths, this study examined PPR in a clinically distressed sample of couples coping with GPPPD, for whom responsiveness is particularly salient and significantly challenged. The use of a dyadic design and corresponding data analytic strategy, involving both members of the couple and examining actor and partner effects, allowed us to account for both partners' PPR, indicating that perceiving partner responsiveness not only had consequences for one's own sexual function and satisfaction, but also for the partner's. Further, we used a diary approach over a period of 2 months, which enabled participants to report on their experience in a more natural context, closer to its time of occurrence, and better capture variations in sexual outcomes than would single-occasion, retrospective evaluations.

Theoretically, the present study expands conceptualizations of PPR by providing support for the relevance of this framework in clinical populations and showing that PPR may facilitate the experience of greater sexual well-being in the face of relationship challenges. Findings also corroborate the Interpersonal Emotion Regulation Model of women's sexual dysfunction (Rosen & Bergeron, 2019), which proposes that both distal and proximal interpersonal factors modulate couples' emotion regulation concerning GPPPD and associated sexual difficulties, and in turn, women's experience of pain and couples' sexual adjustment. The model highlights how interpersonal factors may function to inhibit or promote more adaptive emotional processes, with subsequent implications for the couple. Although this model proposes that intimacy—including PPR—represents a distal factor, the present findings suggest that PPR may also function as a proximal factor that facilitates better emotion regulation for both partners, leading to greater sexual function and satisfaction. In the context of GPPPD, days of sexual activity are when emotions and the perceived threat of pain may be especially salient, emphasizing the importance of PPR on those days. More studies are needed to further document the associations between PPR and couples' co-regulation of cognitive-affective processes involved in GPPPD.

As for clinical implications, findings suggest that PPR may be a relevant target in sex and couple therapy interventions for women with GPPPD and their partners. They support the involvement of both partners rather than just the affected woman, in order for each to benefit in terms of greater sexual function and satisfaction. A recent pilot study evaluating the effectiveness of a couple intervention for

GPPPD yielded significant improvements in women's pain and sexuality outcomes for both women and partners, as well as high treatment satisfaction (Corsini-Munt et al., 2014). Focusing on both partners' responsiveness may facilitate disclosure of GPPPD-related sexual concerns and minimize the negative impact of the pain on the couples' sexuality in the context of their day-to-day lives. Alternatively, limiting painful sexual activities, which tend to trigger negative affect in both partners, could serve to boost their PPR, thereby facilitating the experience of greater sexual desire and arousal.

References

- Aerts, L., Bergeron, S., Pukall, C. F., & Khalifé, S. (2016). Provoked vestibulodynia: Does pain intensity correlate with sexual dysfunction and dissatisfaction? *Journal of Sexual Medicine*, *13*(6), 955–962. <https://doi.org/10.1016/j.jsxm.2016.03.368>
- Arnold, L. D., Bachmann, G. A., Rosen, R., Kelly, S., & Rhoads, G. G. (2006). Vulvodynia: Characteristics and associations with comorbidities and quality of life. *Obstetrics and Gynecology*, *107*(3), 617–624. <https://doi.org/10.1097/01.AOG.0000199951.26822.27>
- Awada, N., Bergeron, S., Steben, M., Hainault, V. A., & McDuff, P. (2014). To say or not to say: Dyadic ambivalence over emotional expression and its associations with pain, sexuality, and distress in couples coping with provoked vestibulodynia. *Journal of Sexual Medicine*, *11*(5), 1271–1282. <https://doi.org/10.1111/jsm.12463>
- Basson, R. (2000). The female sexual response: A different model. *Journal of Sex & Marital Therapy*, *26*(1), 51–65. <https://doi.org/10.1080/009262300278641>
- Bergeron, S., Binik, Y. M., Khalifé, S., Pagidas, K., & Glazer, H. I. (2001). Vulvar vestibulitis syndrome: Reliability of diagnosis and evaluation of current diagnostic criteria. *Obstetrics and Gynecology*, *98*(1), 45–51. <https://doi.org/10.1097/00006250-200107000-00009>
- Birbaum, G. E., & Reis, H. T. (2019). Evolved to be connected: The dynamics of attachment and sex over the course of romantic relationships. *Current Opinion in Psychology*, *25*, 11–15. <https://doi.org/10.1016/j.copsyc.2018.02.005>
- Birbaum, G. E., Reis, H. T., Mizrahi, M., Kanat-Maymon, Y., Sass, O., & Granovski-Milner, C. (2016). Intimately connected: The importance of partner responsiveness for experiencing sexual desire. *Journal of Personality and Social Psychology*, *111*(4), 530–546. <https://doi.org/10.1037/psp0000069>
- Bois, K., Bergeron, S., Rosen, N. O., Mayrand, M.-H., Brassard, A., & Sadikaj, G. (2016). Intimacy, sexual satisfaction and sexual distress in vulvodynia couples: An observational study. *Health Psychology*, *35*, 531–540. <https://doi.org/10.1037/hea0000289>
- Bois, K., Bergeron, S., Rosen, N. O., McDuff, P., & Grégoire, C. (2013). Sexual and relationship intimacy among women with provoked vestibulodynia and their partners: Associations with sexual satisfaction, sexual function, and pain self-efficacy. *Journal of Sexual Medicine*, *10*(8), 2024–2035. <https://doi.org/10.1111/jsm.12210>
- Cano, A., & Williams, A. C. (2010). Social interaction in pain: Reinforcing pain behaviors or building intimacy? *Pain*, *149*(1), 9–11. <https://doi.org/10.1016/j.pain.2009.10.010>
- Corsini-Munt, S., Bergeron, S., Rosen, N. O., Mayrand, M.-H., & Delisle, I. (2014). Feasibility and preliminary effectiveness of a novel cognitive-behavioral couple therapy for provoked vestibulodynia: A pilot study. *Journal of Sexual Medicine*, *11*(10), 2515–2527. <https://doi.org/10.1111/jsm.12646>
- Davison, S. L., Bell, R. J., La China, M., Holden, S. L., & Davis, S. R. (2008). Assessing sexual function in well women: Validity and reliability of the Monash Women's Health Program Female Sexual Satisfaction

- Questionnaire. *Journal of Sexual Medicine*, 5(11), 2575–2586. <https://doi.org/10.1111/j.1743-6109.2008.00967.x>
- Desrochers, G., Bergeron, S., Khalifé, S., Dupuis, M.-J., & Jodoin, M. (2009). Fear avoidance and self-efficacy in relation to pain and sexual impairment in women with provoked vestibulodynia. *The Clinical Journal of Pain*, 25(6), 520–527. <https://doi.org/10.1097/AJP.0b013e31819976e3>
- Edmond, S. N., & Keefe, F. J. (2015). Validating pain communication: Current state of the science. *Pain*, 156, 215–219. <https://doi.org/10.1097/01.j.pain.0000460301.18207.c2>
- Gable, S. L., Gosnell, C. L., Maisel, N. C., & Strachman, A. (2012). Safely testing the alarm: Close others' responses to personal positive events. *Journal of Personality and Social Psychology*, 103(6), 963–981. <https://doi.org/10.1037/a0029488>
- Gadassi, R., Bar-Nahum, L. E., Newhouse, S., Anderson, R., Heiman, J. R., Rafaeli, E., & Janssen, E. (2016). Perceived partner responsiveness mediates the association between sexual and marital satisfaction: A daily diary study in newlywed couples. *Archives of Sexual Behavior*, 45(1), 109–120. <https://doi.org/10.1007/s10508-014-0448-2>
- Glowacka, M., Bergeron, S., Delisle, I., & Rosen, N. O. (2019). Sexual distress mediates the associations between sexual contingent self-worth and well-being in women with genitopelvic pain: A dyadic daily experience study. *Journal of Sex Research*, 56(3), 314–326. <https://doi.org/10.1080/00224499.2018.1525334>
- Gordon, A. S., Panahian-Jand, M., McComb, F., Melegari, C., & Sharp, S. (2003). Characteristics of women with vulvar pain disorders: Responses to a Web-based survey. *Journal of Sex & Marital Therapy*, 29(Suppl. 1), 45–58. <https://doi.org/10.1080/713847126>
- Hinkle, D. E., Wiersma, W., & Jurs, S. G. (2003). *Applied statistics for the behavioral sciences* (5th ed.). Houghton Mifflin.
- Kenny, D. A., Kashy, D. A., & Cook, W. L. (2006). *Dyadic Analysis*. Guilford Press.
- Kleinplatz, P. J., Ménard, A. D., Paradis, N., Campbell, M., & Dalglish, T. L. (2013). Beyond sexual stereotypes: Revealing group similarities and differences in optimal sexuality. *Canadian Journal of Behavioural Science/Revue canadienne des sciences du comportement*, 45(3), 250–258. <https://doi.org/10.1037/a0031776>
- Kline, R. B. (2012). Assumptions in structural equation modeling. In R. H. Hoyle (Ed.), *Handbook of structural equation modeling* (pp. 111–126). Guilford Press.
- Laurenceau, J.-P., Barrett, L. F., & Rovine, M. J. (2005). The interpersonal process model of intimacy in marriage: A daily-diary and multilevel modeling approach. *Journal of Family Psychology*, 19(2), 314–323. <https://doi.org/10.1037/0893-3200.19.2.314>
- Lawrance, K. A., & Byers, E. S. (1995). Sexual satisfaction in long-term heterosexual relationships: The interpersonal exchange model of sexual satisfaction. *Personal Relationships*, 2(4), 267–285. <https://doi.org/10.1111/j.1475-6811.1995.tb00092.x>
- Leong, L. E. M., Cano, A., & Johansen, A. B. (2011). Sequential and base rate analysis of emotional validation and invalidation in chronic pain couples: Patient gender matters. *The Journal of Pain*, 12, 1140–1148. <https://doi.org/10.1016/j.jpain.2011.04.004>
- Leong, L. E. M., Cano, A., Wurm, L. H., Lumley, M. A., & Corley, A. M. (2015). A perspective-taking manipulation leads to greater empathy and less pain during the cold pressor task. *The Journal of Pain*, 16, 1176–1185. <https://doi.org/10.1016/j.jpain.2015.08.006>
- Linton, S. J., Boersma, K., Vangronsveld, K., & Fruzzetti, A. (2012). Painfully reassuring? The effects of validation on emotions and adherence in a pain test. *European Journal of Pain*, 16, 592–599. <https://doi.org/10.1016/j.ejpain.2011.07.011>
- Manne, S., & Badr, H. (2010). Intimacy processes and psychological distress among couples coping with head and neck or lung cancers. *Psycho-Oncology*, 19(9), 941–954. <https://doi.org/10.1002/pon.1645>
- Manne, S., Kashy, D. A., Zaidar, T., Lee, D., Kim, I. Y., Heckman, C., Penedo, F., Kissane, D., & Virtue, S. M. (2018). Interpersonal processes and intimacy among men with localized prostate cancer and their partners. *Journal of Family Psychology*, 32(5), 664–675. <https://doi.org/10.1037/fam0000404>
- Muise, A., Bergeron, S., Impett, E. A., Delisle, I., & Rosen, N. O. (2018). Communal motivation in couples coping with vulvodynia: Sexual distress mediates associations with pain, depression, and anxiety. *Journal of Psychosomatic Research*, 106, 34–40. <https://doi.org/10.1016/j.jpsychores.2018.01.006>
- Muise, A., Bergeron, S., Impett, E. A., & Rosen, N. O. (2017). The costs and benefits of sexual communal motivation for couples coping with vulvodynia. *Health Psychology*, 36(8), 819–827. <https://doi.org/10.1037/hea0000470>
- Muthén, L. K., & Muthén, B. O. (1998–2012). *Mplus user's guide* (7th ed.). Pâquet, M., Rosen, N. O., Steben, M., Mayrand, M.-H., Santerre-Baillargeon, M., & Bergeron, S. (2018). Daily anxiety and depressive symptoms in couples coping with vulvodynia: Associations with women's pain, women's sexual function and both partners' sexual distress. *The Journal of Pain*, 19(5), 552–561. <https://doi.org/10.1016/j.jpain.2017.12.264>
- Pazmany, E., Bergeron, S., Verhaeghe, J., Van Oudenhove, L., & Enzlin, P. (2014). Sexual communication, dyadic adjustment, and psychosexual well-being in premenopausal women with self-reported dyspareunia and their partners: A controlled study. *Journal of Sexual Medicine*, 11, 1786–1797. <https://doi.org/10.1111/jsm.12518>
- Pukall, C. F., Goldstein, A. T., Bergeron, S., Foster, D., Stein, A., Kellogg-Spadt, S., & Bachmann, G. (2016). Vulvodynia: Definition, prevalence, impact, and pathophysiological factors. *Journal of Sexual Medicine*, 13(3), 291–304. <https://doi.org/10.1016/j.jsxm.2015.12.021>
- Reis, H. T. (2012). Perceived partner responsiveness as an organizing theme for the study of relationships and well-being. In L. Campbell & T. J. Loving (Eds.), *Interdisciplinary research on close relationships: The case for integration* (pp. 27–52). American Psychological Association. <https://doi.org/10.1037/13486-002>
- Reis, H. T. (2017). The Interpersonal Process Model of Intimacy: Maintaining intimacy through self-disclosure and responsiveness. In J. Fitzgerald (Ed.), *Foundations for Couples' Therapy: Research for the Real World* (pp. 216–225). Taylor & Francis. <https://doi.org/10.4324/9781315678610-22>
- Reis, H. T., & Clark, M. S. (2013). Responsiveness. In J. A. Simpson & L. Campbell (Eds.), *Oxford Handbook of Close Relationships* (pp. 400–423). Oxford University Press.
- Reis, H. T., Clark, M. S., & Holmes, J. G. (2004). Perceived partner responsiveness as an organizing construct in the study of intimacy and closeness. In D. J. Mashek & A. P. Aron (Eds.), *Handbook of Closeness and Intimacy* (pp. 201–225). Lawrence Erlbaum.
- Reis, H. T., & Gable, S. L. (2015). Responsiveness. *Current Opinion in Psychology*, 1, 67–71. <https://doi.org/10.1016/j.copsyc.2015.01.001>
- Reis, H. T., & Shaver, P. (1988). Intimacy as an interpersonal process. In S. Duck, D. F. Hay, S. E. Hobfoll, W. Ickes, & B. M. Montgomery (Eds.), *Handbook of personal relationships: Theory, research and interventions* (pp. 367–389). Wiley.
- Rosen, N. O., & Bergeron, S. (2019). Genito-pelvic pain through a dyadic lens: Moving toward an Interpersonal Emotion Regulation Model of women's sexual dysfunction. *Journal of Sex Research*, 56(4–5), 440–461. <https://doi.org/10.1080/00224499.2018.1513987>
- Rosen, N. O., Bergeron, S., Sadikaj, G., Glowacka, M., Delisle, I., & Baxter, M. L. (2014). Impact of male partner responses on sexual function in women with vulvodynia and their partners: A dyadic daily experience study. *Health Psychology*, 33(8), 823–831. <https://doi.org/10.1037/a0034550>
- Rosen, N. O., Bois, K., Mayrand, M.-H., Vannier, S., & Bergeron, S. (2016). Observed and perceived disclosure and empathy are associated with better relationship adjustment and quality of life in couples coping with vulvodynia. *Archives of Sexual Behavior*, 45(8), 1945–1956. <https://doi.org/10.1007/s10508-016-0739-x>

- Rosen, N. O., Muise, A., Impett, E. A., Delisle, I., Baxter, M. L., & Bergeron, S. (2018). Sexual cues mediate the daily associations between interpersonal goals, pain, and well-being in couples coping with vulvodynia. *Annals of Behavioral Medicine, 52*(3), 216–227. <https://doi.org/10.1093/abm/kax046>
- Rubin, H., & Campbell, L. (2012). Day-to-day changes in intimacy predict heightened relationship passion, sexual occurrence, and sexual satisfaction: A dyadic diary analysis. *Social Psychological and Personality Science, 3*(2), 224–231. <https://doi.org/10.1177/1948550611416520>
- Sadownik, L., Smith, K. B., Hui, A., & Brotto, L. A. (2017). The impact of a woman's dyspareunia and its treatment on her intimate partner: A qualitative analysis. *Journal of Sex & Marital Therapy, 43*, 529–542. <https://doi.org/10.1080/0092623X.2016.1208697>
- Shallcross, R., Dickson, J. M., Nunns, D., Taylor, K., & Kiemle, G. (2019). Women's experiences of vulvodynia: An interpretative phenomenological analysis of the journey toward diagnosis. *Archives of Sexual Behavior, 48*(3), 961–974. <https://doi.org/10.1007/s10508-018-1246-z>
- Štulhofer, A., Sevic, S., & Doyle, D. M. (2014). Comparing the prevalence and correlates of sexual health disturbances among heterosexual and nonheterosexual men: An overview of studies. *Sexual Medicine Reviews, 2*(3–4), 102–111. <https://doi.org/10.1002/smrj.31>
- Taylor, S. S., Davis, M. C., & Zautra, A. J. (2013). Relationship status and quality moderate daily pain-related changes in physical disability, affect, and cognitions in women with chronic pain. *Pain, 154*(1), 147–153. <https://doi.org/10.1016/j.pain.2012.10.004>
- Vaillancourt-Morel, M.-P., Rellini, A. H., Godbout, N., Sabourin, S., & Bergeron, S. (2019). Intimacy mediates the relation between maltreatment in childhood and sexual and relationship satisfaction in adulthood: A dyadic longitudinal analysis. *Archives of Sexual Behavior, 48*(3), 803–814. <https://doi.org/10.1007/s10508-018-1309-1>

Received December 20, 2019

Revision received October 25, 2020

Accepted October 26, 2020 ■